



OUAD00-1221-00 68
To authenticate this document,
please scan the QR Code.



Republika ng Pilipinas
Kagawaran ng Edukasyon
Tanggapan ng Pangalawang Kalihim

OUA MEMO 00-1221-0068
MEMORANDUM
10 December 2021

For: **Regional Directors and BARMM Education Minister**
All Regional PNPKI Focal Persons and Members
All Others Concerned

Subject: **PNPKI STATUS UPDATE AS OF 08 DECEMBER 2021**

The Office of the Undersecretary for Administration (OUA), through the Information and Communications Technology Service (ICTS), releases this update on the status of the Department of Education (DepEd) applications for the Philippine National Public Key Infrastructure (PNPKI) Digital Certificates.

Based on the statistics available in the DepEd Learning Management System (DLMS), as of 8 December 2021, about 674,395 DepEd teachers and personnel have already submitted their applications. This represents 67% of DepEd personnel compared to the number of *plantilla* positions; 83% of this information (or 557,766 personnel) have been validated by their Human Resources (HR) Units and can be transmitted to PNPKI Cluster Offices immediately.

The below-listed tables show data as of 8 December 2021:

1. Total number of DepEd Field personnel that applied
2. Total number of DepEd Field personnel that applied via DLMS versus the total number of positions
3. Total number of DepEd Field personnel that applied, which needs validation vs. total number of positions
4. Total number of DepEd Field personnel that applied, which are validated by HR Units vs. total number of positions
5. All the School Division Offices ranked from highest to lowest number of submissions validated by HR Units.
6. Number of Central Office personnel by Bureau, Service, or Office with the submitted application via DLMS.

For information.


ALAIN DEL B. PASCUA
Undersecretary



Office of the Undersecretary for Administration (OUA)

[Administrative Service (AS), Information and Communications Technology Service (ICTS), Disaster Risk Reduction and Management Service (DRRMS), Bureau of Learner Support Services (BLSS), Baguio Teachers Camp (BTC), Central Security & Safety Office (CSSO)]

Department of Education, Central Office, Meralco Avenue, Pasig City
Rm 519, Mabini Bldg; Mobile: +639260320762; Tel: (+632) 86337203, (+632) 86376207
Email: usec.admin@deped.gov.ph; Facebook/Twitter @depedtayo



Scan this QR Code to view
Videos and Magazines
of Major Programs



I. Total number of DepEd Field personnel that applied, as of 8 December 2021.

Regions	Number of Positions	Submitted via DepEd Learning Management System	% of Submitted via DepEd Learning Management System	Needs Validation	% of Needs Validation	Validated by HR Units	% of Validated by HR Units
Region I	56,013	46,164	82%	10,963	24%	35,201	76%
Region II	39,996	30,714	77%	8,439	27%	22,275	73%
Region III	100,527	38,831	39%	14,334	37%	24,497	63%
Region IV-A	116,346	98,833	85%	13,267	13%	85,566	87%
MIMAROPA	38,823	18,251	47%	614	3%	17,637	97%
Region V	76,214	59,411	78%	5,780	10%	53,631	90%
Region VI	84,252	48,623	58%	8,748	18%	39,875	82%
Region VII	80,851	72,212	89%	11,324	16%	60,888	84%
Region VIII	61,336	42,757	70%	7,128	17%	35,631	83%
Region IX	43,874	31,787	72%	3,886	12%	27,901	88%
Region X	50,252	27,564	55%	4,962	18%	22,602	82%
Region XI	50,366	37,517	74%	4,690	13%	32,827	87%
Region XII	44,786	23,039	51%	6,608	29%	16,431	71%
Caraga	35,183	25,712	73%	2,665	10%	23,047	90%
CAR	21,102	13,139	62%	2,357	18%	10,333	79%
NCR	85,575	46,755	55%	9,664	21%	39,614	85%
BARMM	22,194	13,086	59%	3,277	25%	9,810	75%
Total	1,007,690	674,395	67%	118,706	18%	557,766	83%

It was also observed that as of 19 November 2021, the following Regions, **MIMAROPA** and **Region XII**, have not provided a report regarding their submitted applications to DICT. Refer to **OUA Memo 00-0921-0303** titled *PNPKI Updates for Central and Field Offices* as reference for the mandated request for regional focal to raise their status report.



The DICT-PNPKI Secretariat reports a total of 215,782 applications received/processed (as of 8 December 2021).

PNPKI Cluster Offices	No. of Submitted Applications to DICT	No. of Credentials Sent for Digital Certificate
NCR Cluster (DepEd CO and Region NCR)	721	193
Luzon Cluster 1 (Regions I, II, and CAR)	85,940	43,405
Luzon Cluster 2 (Region III and IV-A)	87,770	37,197
Luzon Cluster 3 (MIMAROPA* and Region V)	97,337	24,569
Visayas Cluster 1 (Region VI)	124,393	39,611
Visayas Cluster 2 (Regions VII and VIII)	196,456	14,045
Mindanao Cluster 1 (Regions IX and BARMM)	33,312	1,489
Mindanao Cluster 2 (Regions X and XIII)	119,645	32,628
Mindanao Cluster 3 (Regions XI, XII*, Lanao del Sur and Maguindanao)	39,086	22,645
Total	784,660	215,782

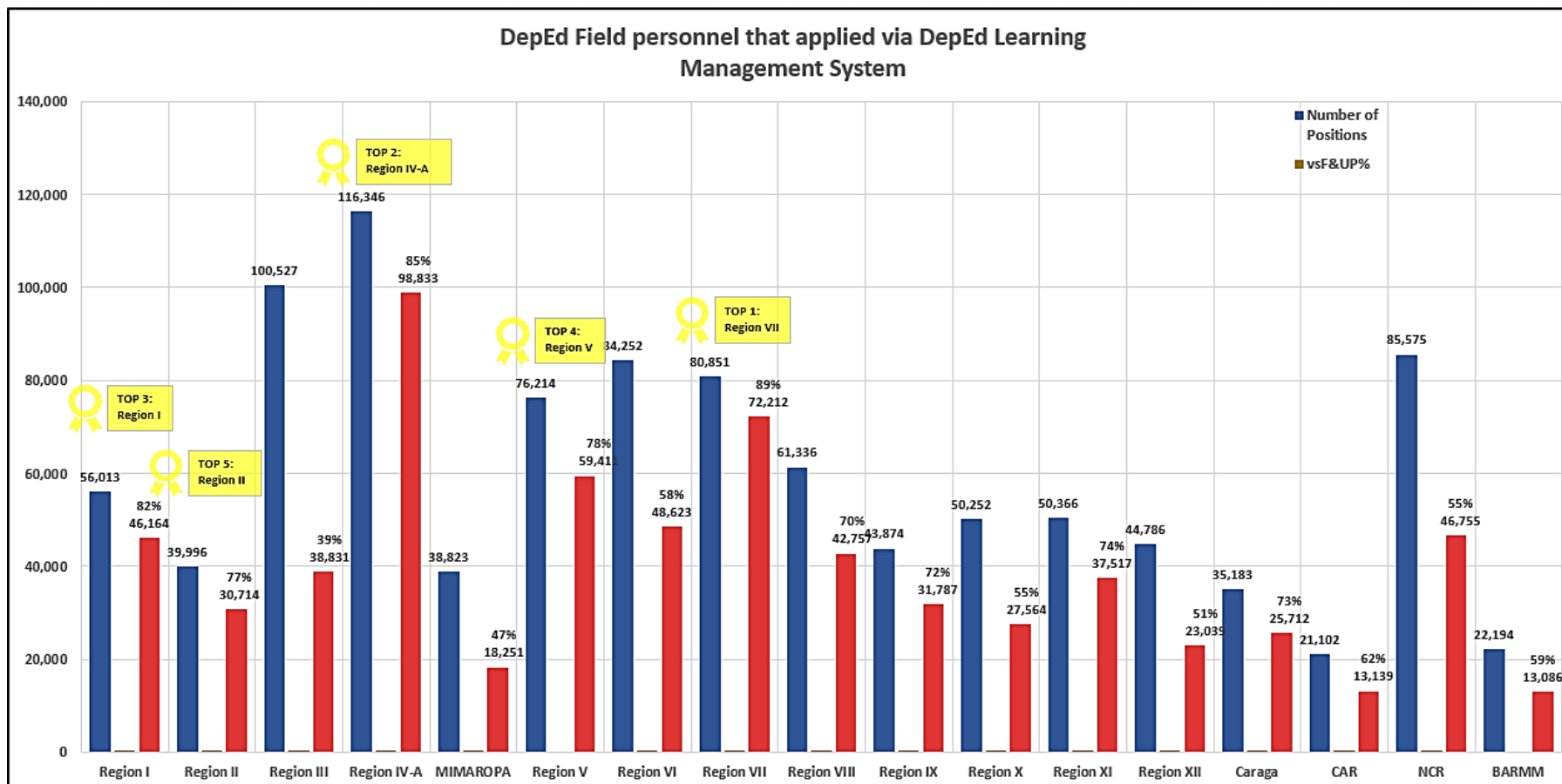
* No report submitted from the Regional PNPKI Team.

Note: The difference on the No. of Credentials Sent vs. Submitted Applications to DICT is due to incomplete/incorrect format of applications returned to specific Offices.

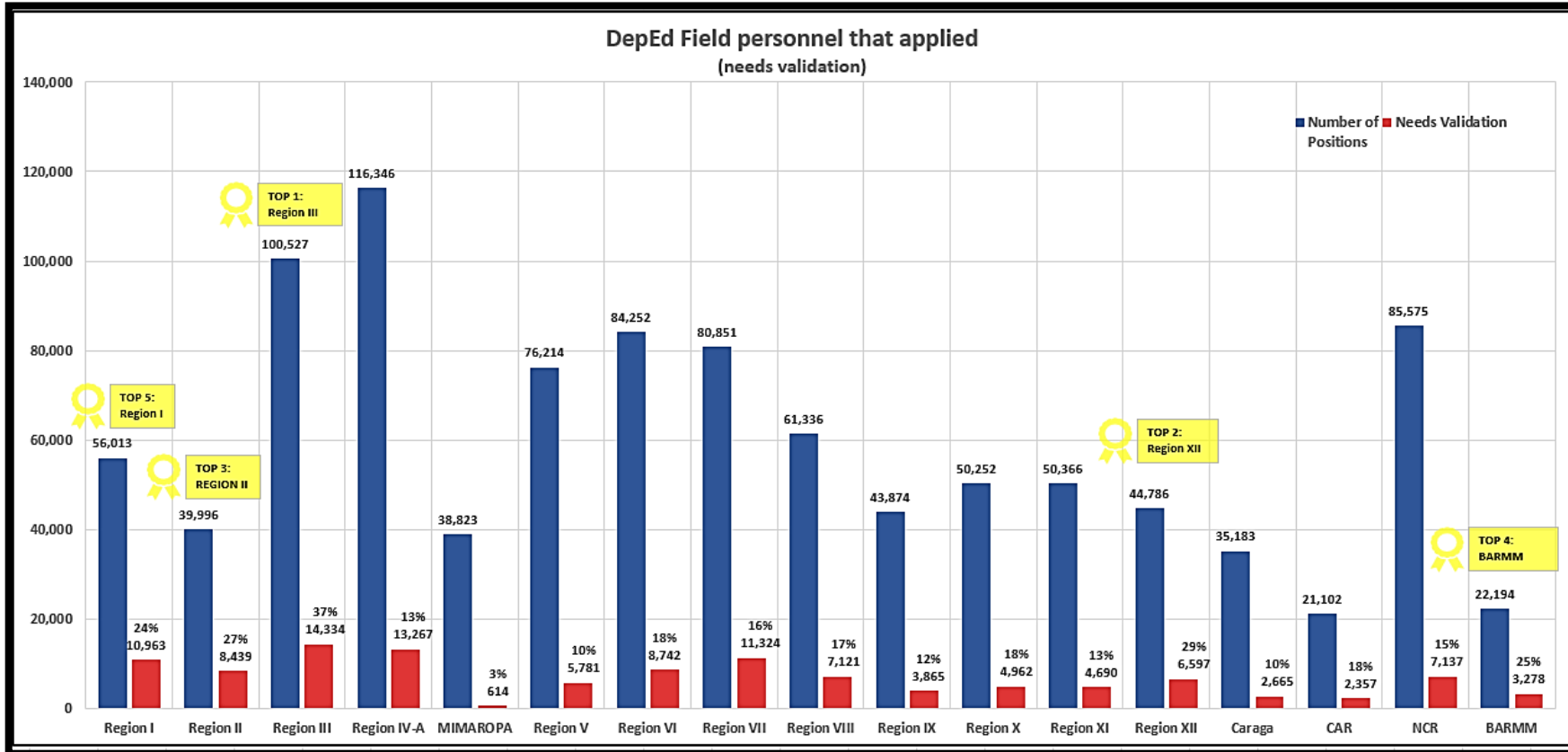
Reminder: For those who received their PNPKI Portal Credentials. Kindly access this link: <https://bit.ly/PNPKI-Request> on how to request, install and affix your PNPKI Digital Certificate using Adobe Acrobat.



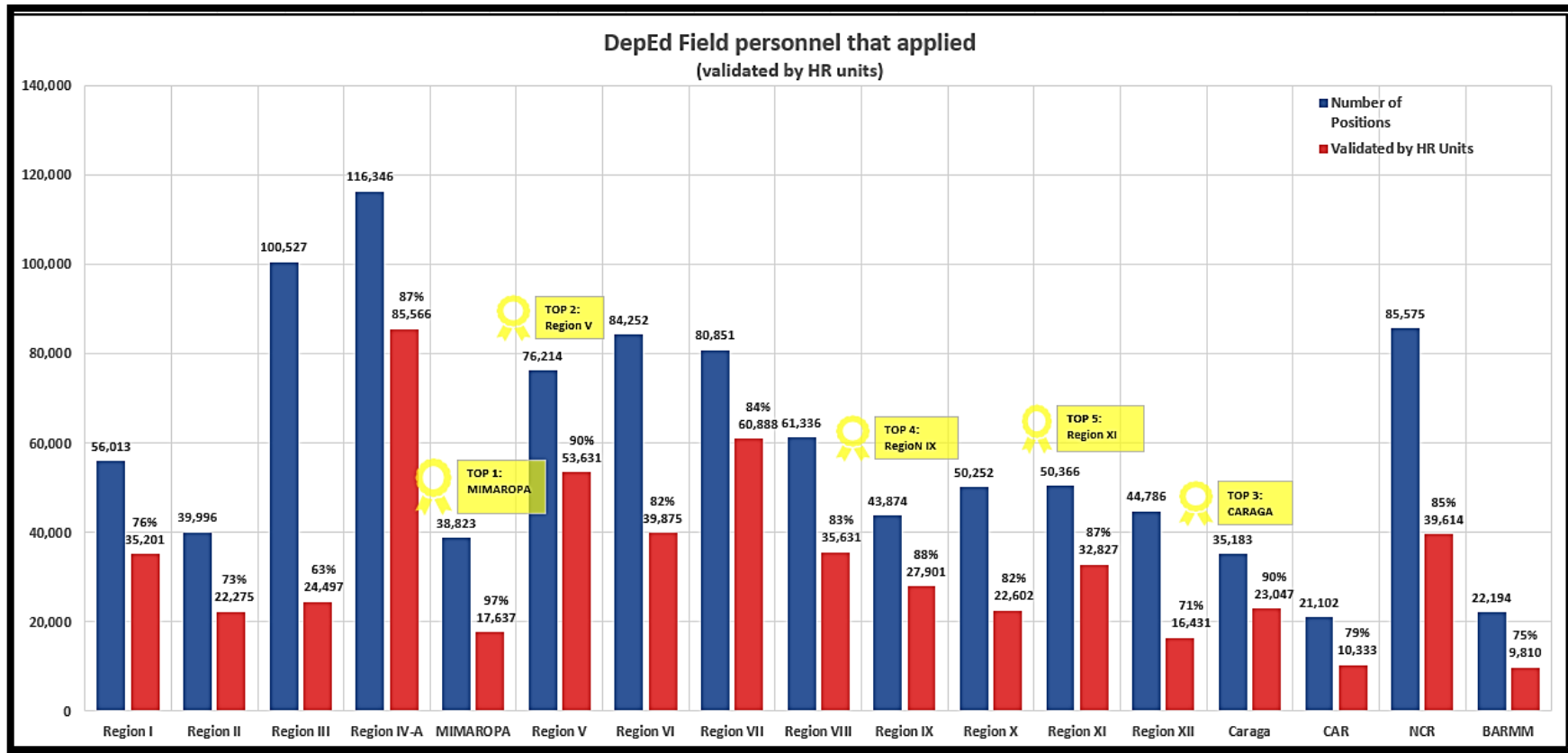
II. The table below shows the total number of DepEd Field personnel that applied via the DepEd Learning Management System versus the total number of positions (As of 8 December 2021 at 2:00 pm).



III. The table below shows the total number of DepEd Field personnel that applied, which needs validation versus a total number of positions (As of 8 December 2021, 2:00 pm).



IV. The table below shows the total number of DepEd Field personnel that applied which are validated by HR Units versus total number of positions (As of 8 December 2021, 2:00pm).



- V. The table below shows all the School Division Offices ranked from highest to lowest number of submissions validated by HR Units.

1st – 25th

Region	Division	Positions	Validated by HR Units	% of Validated by HR Units	Rank
Region I	CANDON CITY	685	937	136.79%	1st
Region VII	Tanjay City	1,162	1,238	106.54%	2nd
Region I	ALAMINOS CITY	1,052	1,041	98.95%	3rd
Region I	ILOCOS SUR	6,290	6,203	98.62%	4th
Region IV-A	Tanauan City	1,649	1,601	97.09%	5th
Region I	VIGAN CITY	786	762	96.95%	6th
Region IV-A	Calamba City	3,381	3,260	96.42%	7th
Region IV-A	Cabuyao City	1,920	1,846	96.15%	8th
Region V	Legazpi City	1,992	1,169	93.52%	9th
CARAGA	Bayugan City	1,433	1,328	92.67%	10th
Region III	CABANATUAN CITY	2,196	2,027	92.30%	11th
Region VII	Siquijor	1,240	1,144	92.26%	12th
Region IV-A	Rizal	15,571	14,305	91.87%	13th
Region V	Iriga City	1,250	4,012	91.14%	14th
Region II	Lucena	2,012	1,828	90.85%	15th
Region IV-A	Lucena	2,012	1,828	90.85%	16th
Region II	SANTIAGO CITY	1,244	1,125	90.43%	17th
Region VII	Danao City	1,715	1,542	89.91%	18th
CARAGA	Dinagat Islands	1,803	1,616	89.63%	19th
Region VII	Guihulngan City	1,366	1,224	89.60%	20th
Region IV-A	Laguna	10,947	9,605	87.74%	21st
Region IV-A	Batangas	16,223	14,227	87.70%	22nd
Region IV-A	Tayabas City	893	783	87.68%	23rd
MIMAROPA	Oriental Mindoro	8,436	7,367	87.33%	24th
Region I	ILOCOS NORTE	4,960	4,331	87.32%	25th



VI. The table below shows another School Division Offices ranked from highest to lowest number from 87.12% to 77.10% of submissions validated by HR Units.

26th – 56th

Region	Division	Positions	Validated by HR Units	% of Validated by HR Units	Rank
Region VI	Kabankalan City	2,205	1,921	87.12%	26th
Region VII	Bogo City	826	718	86.92%	27th
Region IV-A	Cavite	13,165	11,425	86.78%	28th
Region X	Ozamis City	1,565	1,353	86.45%	29th
Region VII	Bohol	15,165	13,104	86.41%	30th
Region IX	Zamboanga del Sur	10,683	9,193	86.05%	31st
Region VIII	Maasin City	1,052	905	86.03%	32nd
Region I	DAGUPAN CITY	1,678	1,442	85.94%	33rd
Region II	TUGUEGARO CITY	1,495	1,273	85.15%	34th
Region VIII	Leyte	17,864	15,175	84.95%	35th
Region V	Ligao City	1,563	1,691	84.89%	36th
Region I	URDANETA CITY	1,629	1,381	84.78%	37th
Region VII	Bais City	1,113	938	84.28%	38th
Region XI	PANABO CITY	1,877	1,574	83.86%	39th
Region VII	City of Naga	1,250	1,042	83.36%	40th
CARAGA	Tandag City	740	611	82.57%	41st
CARAGA	Surigao Del Sur	6,330	5,200	82.15%	42nd
Region IX	Isabela City	1,630	1,329	81.53%	43rd
Region III	BALANGA CITY	1,013	822	81.15%	44th
Region V	Camarines Norte	6,962	8,882	80.26%	45th
Region VI	Aklan	6,506	5,144	79.07%	46th
Region VII	Lapu-lapu City	3,692	2,917	79.01%	47th
Region V	Masbate City	1,374	9,337	78.65%	48th
Region XI	MATI CITY	1,956	1,533	78.37%	49th
Region VII	Cebu City	7,125	5,539	77.74%	50th
Region VII	Negros Oriental	9,321	7,246	77.74%	51st
Region V	Catanduanes	4,402	16,118	77.68%	52nd
NCR	Pasay City	2,737	2,126	77.68%	53rd
Region I	LAOAG CITY	1,207	937	77.63%	54th
Region VII	Mandaue City	2,630	2,033	77.30%	55th
Region IX	Pagadian City	2,061	1,589	77.10%	56th



VII. The table below shows another School Division Offices ranked from highest to lowest number from 77.08% to 67.87% of submissions validated by HR Units.

57th – 84th

Region	Division	Positions	Validated by HR Units	% of Validated by HR Units	Rank
Region XI	Davao de Oro	8,219	6,335	77.08%	57th
CARAGA	Agusan Del Norte Division	3,708	2,833	76.40%	58th
Region I	PANGASINAN I	14,912	11,335	76.01%	59th
CARAGA	Butuan City	3,975	3,021	76.00%	60th
Region VIII	Samar	8,304	6,247	75.23%	61st
Region XI	Digos City	1,695	1,272	75.04%	62nd
Region XI	TAGUM CITY	2,421	1,799	74.31%	63rd
Region VII	Toledo City	2,122	1,576	74.27%	64th
Region VIII	Ormoc City	2,398	1,780	74.23%	65th
Region X	Misamis Occidental	3,956	2,935	74.19%	66th
Region V	Naga City	2,074	1,003	73.00%	67th
Region III	ANGELES CITY	3,363	2,453	72.94%	68th
Region I	SAN FERNANDO CITY	982	714	72.71%	69th
Region VIII	Tacloban City	2,514	1,822	72.47%	70th
Region X	Lanao del Norte	6,027	4,368	72.47%	71st
Region VII	Talisay City	1,982	1,427	72.00%	72nd
Region XII	Kidapawan City	1,740	1,251	71.90%	73rd
Region XI	IGACOS	1,301	929	71.41%	74th
NCR	SAN JUAN CITY	579	412	71.16%	75th
Region IV-A	Quezon	19,022	13,489	70.91%	76th
Region III	SAN FERNANDO CITY	2,585	1,830	70.79%	77th
Region V	Camarines Sur	20,750	4,909	70.51%	78th
Region X	Gingog City	1,735	1,217	70.14%	79th
CARAGA	Cabadbaran City	794	553	69.65%	80th
CAR	Mt. Province	2,771	1,924	69.43%	81st
Region VI	Antique	7,377	5,021	68.06%	82nd
Region IV-A	Cavite City	1,033	703	68.05%	83rd
Region X	Iligan City	3,579	2,429	67.87%	84th



VIII. The table below shows another School Division Offices ranked from highest to lowest number from 67.76% to 58.24% of submissions validated by HR Units.

85th – 112th

Region	Division	Positions	Validated by HR Units	% of Validated by HR Units	Rank
Region II	CITY OF ILAGAN	1,743	1,181	67.76%	85th
Region IV-A	Bacoor City	2,821	1,906	67.56%	86th
CAR	Benguet City	4,655	3,140	67.45%	87th
Region V	Benguet City	4,655	1,246	67.42%	88th
Region V	Tabaco City	1,848	1,246	67.42%	89th
Region I	LA UNION	7,031	4,715	67.06%	90th
Region IX	Zamboanga Sibugay	7,739	5,183	66.97%	91st
NCR	PARANAQUE CITY	3,860	2,579	66.81%	92nd
Region XI	Davao Occidental	3,663	2,443	66.69%	93rd
Region VII	Cebu Province	24,689	16,245	65.80%	94th
Region V	Albay	11,067	95	65.07%	95th
Region V	Masbate	11,871	1,010	64.62%	96th
NCR	CALOOCAN CITY	10,057	6,485	64.48%	97th
NCR	Abra	3,136	2,004	63.90%	98th
MIMAROPA	Puerto Princesa City	2,830	1,808	63.89%	99th
Region II	ISABELA	13,270	8,475	63.87%	100th
CARAGA	Bislig City	1,221	777	63.64%	101st
NCR	Muntinlupa City	2,968	1,883	63.44%	102nd
Region IV-A	Antipolo City	5,946	3,752	63.10%	103rd
Region XI	Davao City	13,584	8,568	63.07%	104th
Region IV-A	Imus City	2,549	1,532	60.10%	105th
Region VII	Dumaguete City	1,049	625	59.58%	106th
Region I	SAN CARLOS CITY	2,203	1,308	59.37%	107th
Region VIII	Eastern Samar	6,134	3,634	59.24%	108th
Region III	AURORA	2,861	1,693	59.18%	109th
CAR	Tabuk City	1,514	896	59.18%	110th
NCR	MALABON CITY	2,912	1,710	58.72%	111th
Region II	BATANES	625	364	58.24%	112th



IX. The table below shows another School Division Offices ranked from highest to lowest number from 58.12% down to 48.50% of submissions validated by HR Units.

113th – 141st

Region	Division	Positions	Validated by HR Units	% of Validated by HR Units	Rank
Region X	Tangub City	955	555	58.12%	113th
Region VI	Passi City	1,035	599	57.87%	114th
Region VI	Capiz	7,718	4,443	57.57%	115th
Region VII	Tagbilaran City	1,011	579	57.27%	116th
Region XI	Davao del Sur	5,114	2,897	56.65%	117th
NCR	Pasig	5,257	2,962	56.34%	118th
Region V	Sorsogon	8,813	1,162	56.03%	119th
Region IV-A	Gen Trias City	2,135	1,193	55.88%	120th
Region XII	Sultan Kudarat	7,094	3,948	55.65%	121st
CARAGA	Surigao Del Norte	3,318	1,844	55.58%	122nd
Region VIII	Calbayog City	2,559	1,401	54.75%	123rd
CAR	Apayao	1,858	1,014	54.57%	124th
Region VII	Bayawan City	1,875	1,021	54.45%	125th
Region XI	Davao del Norte	5,138	2,794	54.38%	126th
NCR	NAVOTAS CITY	1,915	1,022	53.37%	127th
CARAGA	Surigao City	1,620	859	53.02%	128th
Region VI	Escalante City	1,100	578	52.55%	129th
CARAGA	Siargao Islands	1,906	1,001	52.52%	130th
Region VIII	Southern Leyte	4,475	2,320	51.84%	131st
Region XII	Cotabato	12,557	6,477	51.58%	132nd
Region IX	Zamboanga del Norte	10,653	5,403	50.72%	133rd
Region IX	Zamboanga City	8,366	4,235	50.62%	134th
Region II	CAGAYAN	12,177	6,160	50.59%	135th
Region III	BULACAN	17,981	9,003	50.07%	136th
Region XII	Tacurong City	995	493	49.55%	137th
Region III	MALOLOS CITY	1,967	971	49.36%	138th
Region XI	Davao Oriental	5,277	2,570	48.70%	139th
Region VII	Carcar City	1,376	670	48.69%	140th
NCR	TAGUIG AND PATEROS	5,489	2,662	48.50%	141st



- X. The table below shows another School Division Offices ranked from highest to lowest number from 48.20% down to 31.95% of submissions validated by HR Units.

142nd – 169th

Region	Division	Positions	Validated by HR Units	% of Validated by HR Units	Rank
Region II	QUIRINO	2,604	1,255	48.20%	142nd
Region III	MEYCAUAYAN CITY	1,257	598	47.57%	143rd
Region VI	Iloilo	21,889	10,171	46.47%	144th
MIMAROPA	Palawan	12,057	5,590	46.36%	145th
Region VIII	Baybay City	1,403	632	45.05%	146th
Region VI	Negros Occidental	13,697	6,083	44.41%	147th
Region VI	Silay City	1,334	581	43.55%	148th
Region VI	Guimaras	2,085	903	43.31%	149th
NCR	Quezon City	17,150	7,345	42.83%	150th
Region IX	Dipolog City	1,539	639	41.52%	151st
Region II	CAUYAN CITY	1,453	600	41.29%	152nd
Region X	Misamis Oriental	8,454	3,422	40.48%	153rd
CARAGA	Agusan Del Sur	8,207	3,319	40.44%	154th
Region XII	Sarangani	6,877	2,626	38.19%	155th
NCR	MANDALUYONG CITY	2,471	929	37.60%	156th
Region IV-A	Batangas city	2,759	1,016	36.82%	157th
Region VIII	Biliran	2,626	960	36.56%	158th
NCR	MAKATI CITY	3,527	1,281	36.32%	159th
Region III	BATAAN	6,205	2,251	36.28%	160th
Region II	NUEVA VIZCAYA	5,245	1,821	34.72%	161st
Region X	Bukidnon	11,413	3,930	34.43%	162nd
CAR	Kalinga	1,786	608	34.04%	163rd
Region V	Sorsogon City	2,102	2,996	34.00%	164th
Region VI	Iloilo City	3,304	1,118	33.84%	165th
Region VIII	Borongan City	1,019	338	33.17%	166th
Region VI	La Carlota City	940	306	32.55%	167th
Region IV-A	Binan City	2,381	771	32.38%	168th
Region VI	Roxas City	1,474	471	31.95%	169th



XI. The table below shows another School Division Offices ranked from highest to lowest number from 30.32% down to 10.00% of submissions validated by HR Units.

170th – 197th

Region	Division	Positions	Validated by HR Units	% of Validated by HR Units	Rank
Region VI	Himamaylan City	1,273	386	30.32%	170th
Region IX	Dapitan City	1,077	302	28.04%	171st
NCR	MANILA CITY	14,270	3,927	27.52%	172nd
Region VI	Sipalay City	1,085	298	27.47%	173rd
NCR	LAS PINAS CITY	4,081	1,046	25.63%	174th
Region VI	Bago City	1,771	445	25.13%	175th
Region X	Oroquieta City	1,053	264	25.07%	176th
Region VIII	Catbalogan City	1,415	353	24.95%	177th
Region IV-A	Lipa City	2,764	689	24.93%	178th
MIMAROPA	Romblon	4,430	1,067	24.09%	179th
Region IV-A	Dasmarinas City	4,509	1,072	23.77%	180th
Region X	Cagayan de Oro City	5,349	1,215	22.71%	181st
Region IV-A	Sta Rosa City	2,209	497	22.50%	182nd
NCR	Marikina City	3,229	722	22.36%	183rd
Region X	Camiguin	1,283	286	22.29%	184th
MIMAROPA	Calapan City	1,524	332	21.78%	185th
Region VI	Sagay City	1,786	385	21.56%	186th
CAR	Baguio City	2,578	554	21.49%	187th
Region III	TARLAC CITY	10,691	2,209	20.66%	188th
MIMAROPA	Occidental Mindoro	6,222	1,233	19.82%	189th
Region VI	Bacolod City	4,265	840	19.70%	190th
Region XII	Koronadal City	1,773	345	19.46%	191st
Region X	Valencia City	1,982	342	17.26%	192nd
Region XII	South Cotabato	8,094	1,291	15.95%	193rd
Region III	SAN JOSE DEL MONTE CITY	4,342	557	12.83%	194th
Region X	Malaybalay City	2,234	282	12.62%	195th
Region VI	San Carlos City	1,466	152	10.37%	196th
Region I	BATAK CITY	550	55	10.00%	197th



XII. The table below shows School Division Offices with and without the percentage validated by HR Units.

198th – 227th

Region	Division	Positions	Validated by HR Units	% of Validated by HR Units	Rank
CAR	Ifugao	2,691	171	6.35%	198th
MIMAROPA	Marinduque	3,209	164	5.11%	199th
Region III	GAPAN CITY	1,281	34	2.65%	200th
Region X	El Salvador	531	4	0.75%	201st
Region VIII	Northern Samar	9,440	60	0.64%	202nd
Region III	PAMPANGA	14,483	49	0.34%	203rd
Region VI	Cadiz City	1,801	5	0.28%	204th
Region V	Tabaco City	1,848	1	0.05%	205th
Region I	PANGASINAN II	11,922	5	0.04%	206th
Region III	MABALACAT CITY	2,049	0	0.00%	207th
Region III	MUNOZ SCIENCE CITY	960	0	0.00%	208th
Region III	NUEVA ECIJA	14,720	0	0.00%	209th
Region III	OLONGAPO CITY	2,151	0	0.00%	210th
Region III	SAN JOSE CITY	1,298	0	0.00%	211th
Region III	TARLAC PROVINCE	2,618	0	0.00%	212th
Region III	ZAMBALES	6,353	0	0.00%	213th
Region IV-A	San Pablo City	2,335	-	0.00%	214th
Region XII	General Santos	5,533	0	0.00%	215th
NCR	Valenzuela City	4,910	0	0.00%	216th
Region III	Lanao Del Sur	0	1,837	0.00%	217th
Region III	Lanao Del Sur2	0	815	0.00%	218th
Region III	Marawi City	0	747	0.00%	219th
Region III	Maguindanao 1	0	1,236	0.00%	220th
Region III	Maguindanao 2	0	2,349	0.00%	221st
Region III	Cotabato City	0	813	0.00%	222nd
Region IV-A	Basilan Division	0	1,477	0.00%	223rd
Region XII	Lamitan City	0	491	0.00%	224th
Region XII	Sulu	0	44	0.00%	225th
Region XII	Tawi - Tawi	0	0	0.00%	226th
Region XII	SGA	0	0	0.00%	227th



XIII. The table below shows the breakdown per bureau of DepEd Central Offices submitted to DICT. There was a total of 666 submissions as of 8 December 2021.

Batch 2: Applications forwarded to DICT

Bureau/Service/Office	Applications Forwarded to DICT	No. of Personnel
Office of the Secretary	13	339
Office of the Undersecretary and Chief of Staff		
Public Affairs Service (PAS)		71
Office of the Director (PAS-OD)	3	
Communications Division (PAS-CD)	13	
Publications Division (PAS-PD)	7	
Internal Audit Service (IAS)		17
Office of the Director (IAS-OD)	6	
Management Audit Division (IAS-MAD)	5	
Operations Audit Division (IAS-OAD)	5	
International Cooperation Office (ICO)	0	9
National Educators' Academy of the Philippines (NEAP)		67
Office of the Director (NEAP-OD)	12	
Professional Development Division (NEAP-PDD)	15	
Quality Assurance Division (NEAP-QAD)	4	
Curriculum and Instruction		
Office of the Undersecretary of Curriculum and Instruction	0	
Office of the Assistant Secretary of Curriculum and Instruction	1	
Bureau of Curriculum Development (BCD)		71
Office of the Director (BCD-OD)	2	
Curriculum Standards Development Division (BCD-CSDD)	0	
Special Curricular Programs Division (BCD-SCPD)	0	



Bureau of Learning Delivery (BLD)		99
Office of the Director (BLD-OD)	4	
Teaching and Learning Division(BLD-TLD)	15	
Student Inclusion Division (BLD-SID)	20	
Bureau of Education Assessment (BEA)		42
Office of the Director (BEA-OD)	6	
Education Assessment Division (BEA-EAD)	2	
Education Research Division (BEA-ERD)	7	
Bureau of Learning Resources (BLR)		93
Bureau of Learning - Cebu	20	
Office of the Director (BLR-OD)	7	
Learning Resources Production Division (BLR-LRPD)	19	
Learning Resources Quality Assurance Division (BLR-LRQAD)	15	
Teacher Education Council Secretariat (TECS)	2	7
Literacy Coordinating Council Secretariat (LCCS)	4	11
Indigenous Peoples Education Office (IPsEO)	1	
Planning Service		
Undersecretary of Planning and Bureau of Human Resources and Organizational Development	10	
Planning Service (PS)		66
Office of the Director (PS-OD)	4	
Educational Management Information System Division (PS-EMISD)	15	
Planning and Programming Division (PS-PPD)	5	
Policy Research and Development Division (PS-PRDD)	10	
Bureau of Human Resource and Organizational Development		
Bureau of Human Resource and Organizational Development (BHROD)		95
Office of the Director (BHROD-OD)	0	



Employee Welfare Division (BHROD-EWD)	3	
Human Resource Development Division (BHROD-HRDD)	5	
Organization Effectiveness Division (BHROD-OED)	1	
Personnel Division (BHROD-PD)	3	
School Effectiveness Division (BHROD-SED)	0	
Alternative Learning System (ALS) Program and Task Force		
Assistant Secretary of Alternative Learning System (ALS) Program and Task Force		
Office of the Director (ALS-OD)	8	
Finance		
Office of the Undersecretary for Finance Service	15	
Office of the Assistant Secretary for Finance Service	7	
Finance Service (FS)		144
Office of the Director (FS-OD)	2	
Accounting Division (FS-AD)	70	
Budget Division (FS-BD)	24	
Employee Accounts Management Division (FS-EAMD)	0	
Education Programs Delivery Unit (EPDU)	0	
Administration		
Office of the Undersecretary for Administration	1	
Administrative Service (AS)		527
Office of the Director (AS-OD)	1	
Asset Management Division (AS-AMD)	1	
Cash Division (AS-CD)	1	
Education Facilities Division (AS-EFD)	43	
General Services Division (AS-GSD)	0	



Records Division (AS-RD)	18	
Information and Communications Technology Service (ICTS)		92
Office of the Director (ICTS-OD)	9	
Solutions Development Division (ICTS-SDD)	13	
Technology Infrastructure Division (ICTS-TID)	14	
User Support Division (ICTS-USD)	17	
Bureau of Learner Support Services (BLSS)		73
Office of the Director (BLSS-OD)	6	
School Health Division (BLSS-SHD)	17	
School Sports Division (BLSS-SSD)	7	
Youth Formation Division (BLSS-YFD)	14	
Disaster Risk Reduction and Management Service (DRRMS)	29	36
Baguio Teachers Camp (BTC)	0	
Central Security and Safety Office (CSSO)	4	
Procurement and Administration		
Office of the Assistant Secretary for the Procurement and Administration (OASPA)	20	
Procurement Management Service (ProcMS)		70
Office of the Director (ProcMS-OD)	5	
Contract Management Division (ProcMS-CMD)	1	
Procurement Planning and Management Division (ProcMS-PPMD)	0	
Bids and Awards Committee Secretariat Division (ProcMS-BACSD)	2	
Legal Affairs		
Office of the Undersecretary for Legal Affairs	3	
Office of the Assistant Secretary for Legal Affairs	0	
Legal Service (LS)		43
Office of the Director (LS-OD)	2	



Investigation Division (LS-ID)	8	
Legal Division (LS-LD)	8	
Sites Titling Office (STO)	1	
Legislative Affairs		
Office of the Undersecretary for Legislative Affairs		
Legislative Liaison Office (LLO)	0	
External Partnerships Service (EPS)	8	27
Project Management Service (PMS)		48
Office of the Director (PMS-OD)	4	
Project Development Division (PMS-PDD)	6	
Project Management Division (PMS-PMD)	12	
Field Operations, Palarong Pambansa Secretariat, DEACO		
Undersecretary for Field Operations, Palarong Pambansa Secretariat, DEACO	1	
Field Operations and National Academy of Sports		
Assistant Secretary for Field Operations and National Academy of Sports	0	
TOTAL	666	2047



OUAD00-1221-00 68
To authenticate this document,
please scan the QR Code.

