

OUAD00-1221-0 150
To authenticate this document,
please scan the QR Code.

Republika ng Pilipinas

Kagawaran ng Edukasyon

Tanggapan ng Pangalawang Kalihim

OUA MEMO 00-1221-0150

MEMORANDUM

23 December 2021

For: **Regional Directors and BARMM Education Minister
All Regional PNPKI Focal Persons and Members
All Others Concerned**

Subject: **PNPKI STATUS UPDATE AS OF 23 DECEMBER 2021**

The Office of the Undersecretary for Administration (OUA) through the Information and Communications Technology Service (ICTS) releases this update on the status of the Department of Education's (DepEd) applications for the Philippine National Public Key Infrastructure (PNPKI) Digital Certificates.

Based on the statistics available in the DepEd Learning Management System (DLMS) as of 23 December 2021, about 676,700 DepEd teachers and personnel have already submitted their applications.

This represents 67% of DepEd personnel compared to the number of plantilla positions. 83% of this information (563,888 personnel) has been validated by their human resources (HR) units and can be transmitted to PNPKI Cluster Offices immediately.

Details of the information listed below can be viewed in **Annex A**:

1. Total number of DepEd field personnel who submitted their applications
2. Total number of DepEd field personnel who submitted their applications through the DLMS against the total number of positions
3. Total number of applications that need validation against the total number of positions
4. Total number of applications validated by HR units against the total number of positions
5. Ranking of School Division Offices' (SDOs) submissions validated by HR Units (highest to lowest number of submissions)
6. Number of Central Office personnel who submitted applications via DLMS (by Bureau, Service, or Office)



Scan this QR Code to view
Videos and Magazines
of Major Programs



Office of the Undersecretary for Administration (OUA)



[Administrative Service (AS), Information and Communications Technology Service (ICTS), Disaster Risk Reduction and Management Service (DRRMS), Bureau of Learner Support Services (BLSS), Baguio Teachers Camp (BTC), Central Security & Safety Office (CSSO)]

Department of Education, Central Office, Meralco Avenue, Pasig City
Rm 519, Mabini Bldg; Mobile: +639260320762; Tel: (+632) 86337203, (+632) 86376207
Email: usec.admin@deped.gov.ph; Facebook/Twitter @depedtayo



For questions and concerns, kindly contact Ms. Niña Rica Bernas (PNPKI) at support.pnpki@deped.gov.ph and Mr. Winifredo Valdez (DLMS) at support.usdlms@deped.gov.ph . Both personnel may be reached through email or Microsoft Teams.

For information and guidance.



ALAIN DEL B. PASCUA
Undersecretary



QUAD00-1221-0 150
To authenticate this document,
please scan the QR Code.

Annex A

PNPKI Status Update as of 23 December 2021

- Total number of DepEd field personnel who submitted their applications.

Regions	Number of Positions	Submitted via DepEd Learning Management System	% of Submitted via DepEd Learning Management System	Needs Validation	% of Needs Validation	Validated by HR Units	% of Validated by HR Units
Region I	56,013	46,164	82%	10,963	24%	35,201	76%
Region II	39,996	30,714	77%	8,439	27%	22,275	73%
Region III	100,527	38,831	39%	14,334	37%	24,497	63%
Region IV-A	116,346	98,808	85%	11,144	11%	87,664	89%
MIMAROPA	38,823	18,240	47%	614	3%	17,626	97%
Region V	76,214	59,448	78%	5,777	10%	53,671	90%
Region VI	84,252	50,372	60%	6,982	14%	43,390	86%
Region VII	80,851	72,217	89%	11,329	16%	60,888	84%
Region VIII	61,336	42,795	70%	7,178	17%	35,617	83%
Region IX	43,874	31,824	73%	3,917	12%	27,907	88%
Region X	50,252	27,603	55%	4,934	18%	22,669	82%
Region XI	50,366	37,691	75%	4,691	12%	33,000	88%
Region XII	44,786	23,215	52%	6,839	29%	16,376	71%
Caraga	35,183	25,791	73%	2,675	10%	23,116	90%
CAR	21,102	12,690	60%	2,357	19%	10,333	81%
NCR	85,575	47,118	55%	7,286	15%	39,832	85%
BARMM	22,194	13,179	59%	3,353	25%	9,826	75%
Total	1,007,690	676,700	67%	112,812	17%	563,888	83%

Note: Since some field offices directly submitted their applications without grading them through the DLMS, there are discrepancies between the data validated via DLMS and those submitted to DICT.



It was also observed that as of 19 November 2021, **Region XII** has not provided a report regarding their submitted applications to DICT. Refer to **OUA Memo 00-0921-0303** titled *PNPKI Updates for Central and Field Offices* for the request for regional focals to raise their status report.

The DICT-PNPKI Secretariat reports a total of 275,209 applications received/processed as of 23 December 2021.

PNPKI Cluster Offices	No. of Submitted Applications to DICT	No. of Credentials Sent
NCR Cluster (DepEd CO and Region NCR)	721	193
Luzon Cluster 1 (Regions I, II, and CAR)	94,421	43,401
Luzon Cluster 2 (Region III and IV-A)	88,603	77,541
Luzon Cluster 3 (MIMAROPA and Region V)	113,401	33,325
Visayas Cluster 1 (Region VI)	168,386	39,690
Visayas Cluster 2 (Regions VII and VIII)	196,456	16,466
Mindanao Cluster 1 (Regions IX and BARMM)	33,312	1,983
Mindanao Cluster 2 (Regions X and XIII)	119,645	32,039
Mindanao Cluster 3 (Regions XI, XII* , Lanao del Sur and Maguindanao)	39,086	30,571
Total	854,031	275,209

*No report submitted from the Regional PNPKI Team.

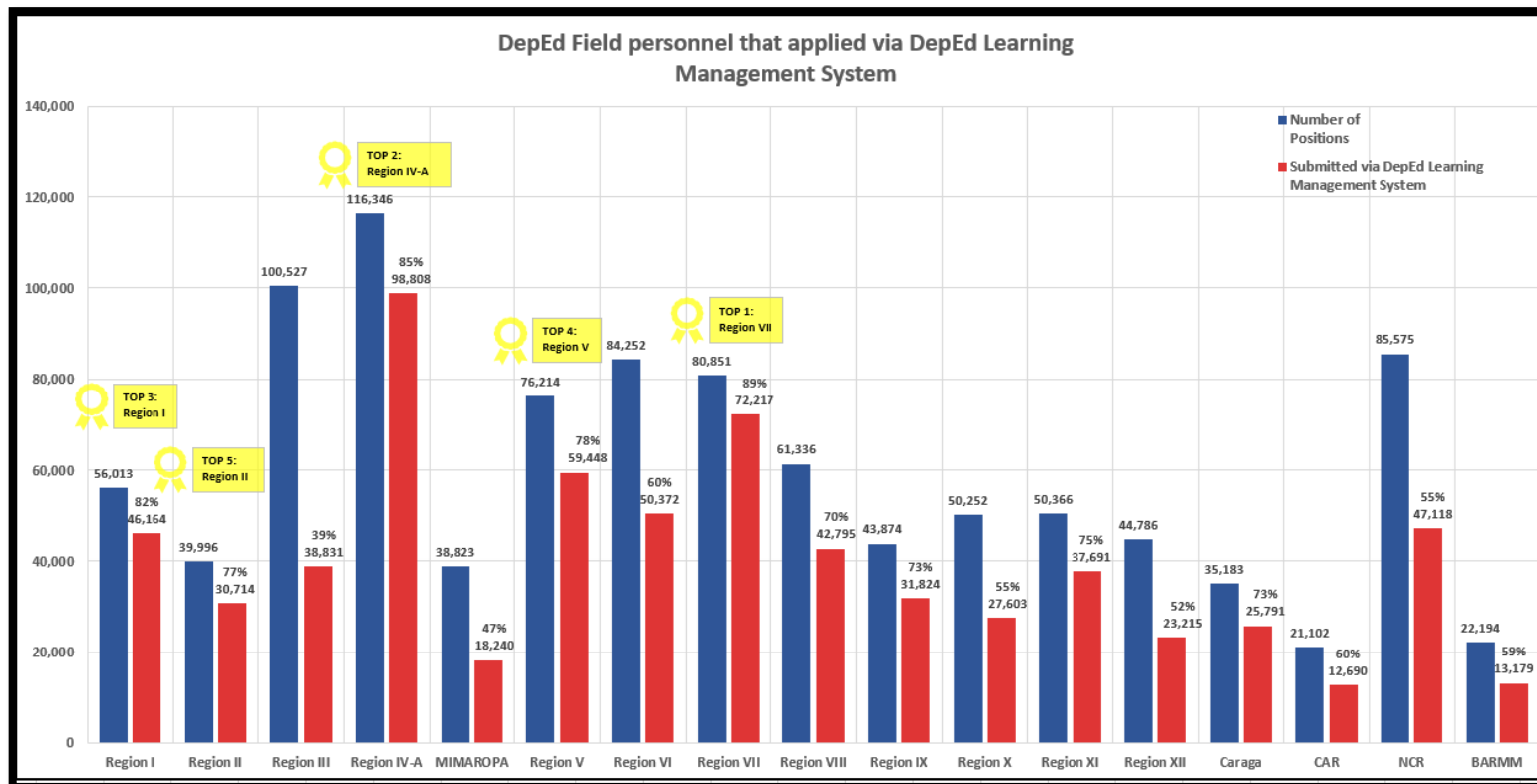
*Some of the email notifications were unsuccessfully sent due to incorrect email addresses submitted by teachers/SDO

Note: The difference in the No. of Credentials Sent vs. Submitted Applications to DICT is due to incomplete/incorrect format of applications returned to specific offices.

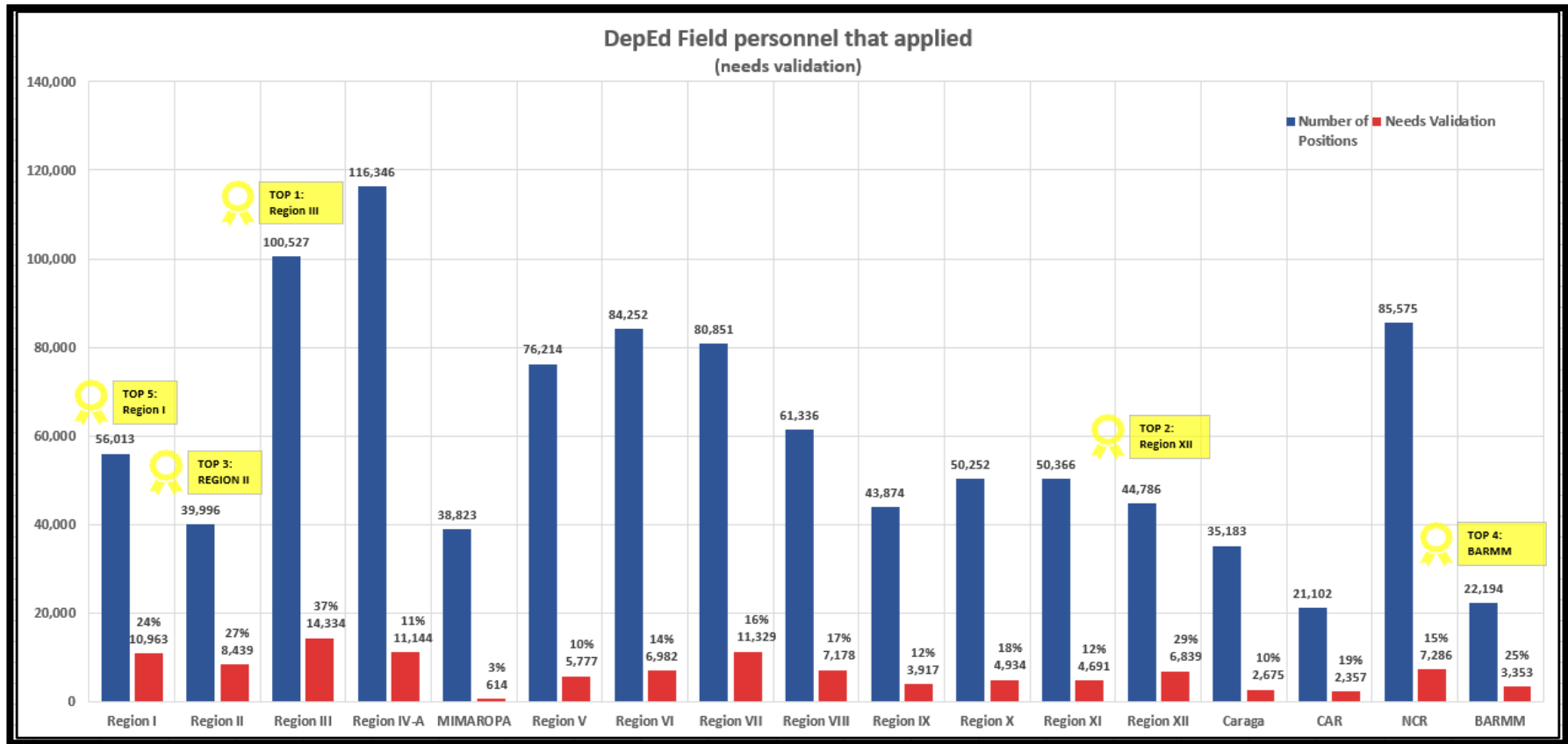


- All DepEd personnel must reflect their **DepEd Email Addresses with (@deped.gov.ph)** in applying for their PNPKI Digital Certificate.
- Strictly follow the DICT-PNPKI Bulk Excel Official format by accessing this link: <https://bit.ly/DICT-PNPKI-Official-Format> (if you do not have one yet), and sample fill-out the PNPKI Form at <https://bit.ly/Sample-PNPKI-Form> for guidance, to fast-track the processing of submitted requirements.
- DepEd personnel who wished to serve in the upcoming elections, but were not accepted are still encouraged to apply as DepEd employee applicants.
- Applicants who received their PNPKI Portal Credentials may access this link: <https://bit.ly/PNPKI-Request> . This will show how to request, install and affix PNPKI Digital Certificates using Adobe Acrobat.

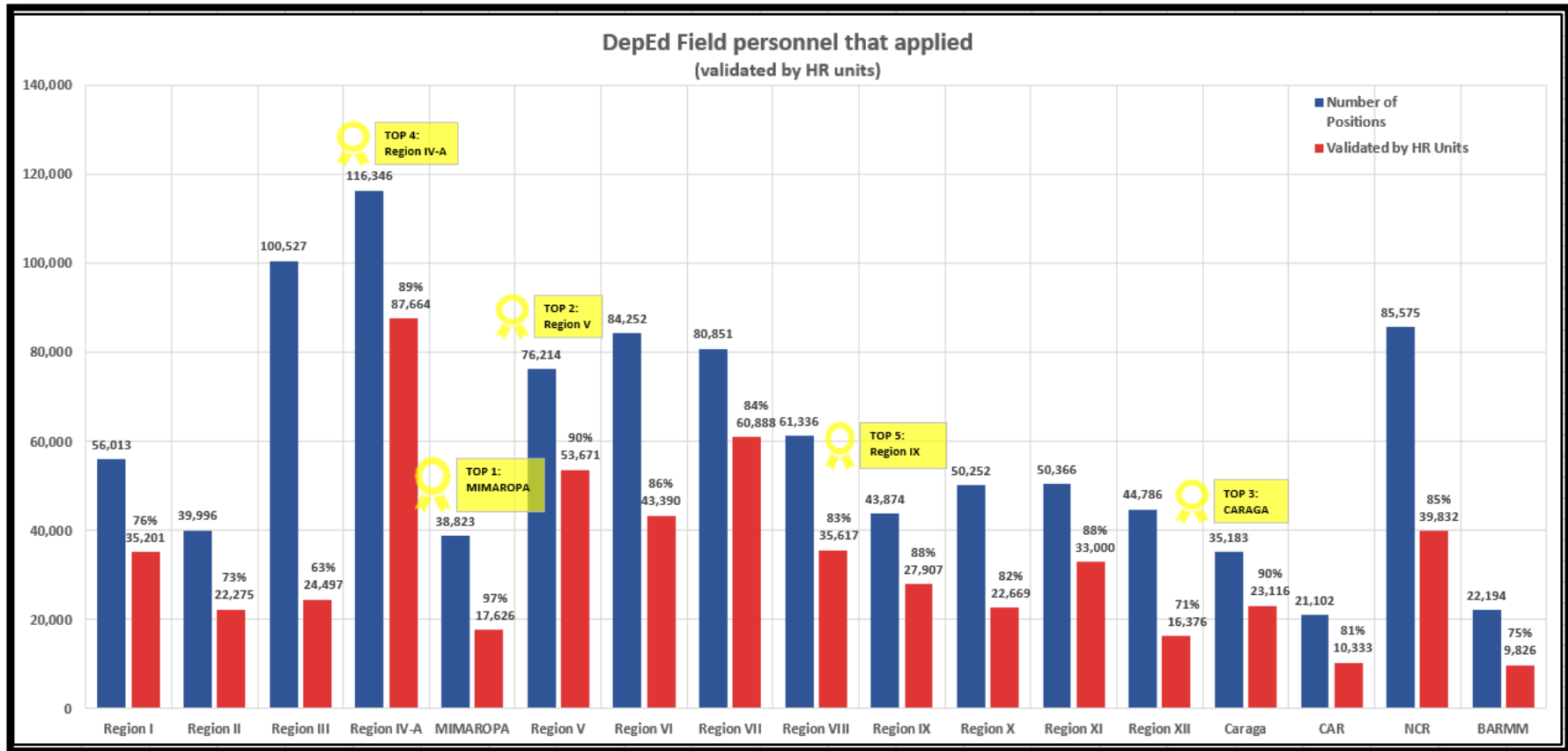
2. The table below shows the total number of DepEd field personnel who submitted their applications through the DLMS compared with the total number of positions (as of 23 December 2021 at 2:00 p.m.).



3. The table below shows the total number of applications from DepEd field personnel that need validation against the total number of positions (as of 23 December 2021 at 2:00 p.m.).



4. The table below shows the total number of applications that have been validated by HR units compared with the total number of positions (as of 23 December 2021 at 2:00 p.m.).



5. The table below shows all the SDOs ranked from highest to lowest number of submissions validated by HR units (1st - 25th).

Region	Division	Positions	Validated by HR Units	% of Validated by HR Units	Rank
Region I	CANDON CITY	672	937	136.79%	1st
Region VII	Tanjay City	1,162	1,238	106.54%	2nd
Region I	ALAMINOS CITY	1,041	1,041	98.95%	3rd
Region IV-A	Lipa City	2,764	2,729	98.73%	4th
Region I	ILOCOS SUR	6,160	6,203	98.62%	5th
Region IV-A	Tanauan City	1,649	1,601	97.09%	6th
Region I	VIGAN CITY	765	762	96.95%	7th
Region IV-A	Calamba City	3,381	3,260	96.42%	8th
Region IV-A	Cabuyao City	1,920	1,846	96.15%	9th
Region V	Iriga City	1,250	1,169	93.52%	10th
CARAGA	Bayugan City	1,433	1,328	92.67%	11th
Region IV-A	Rizal	15,571	14,416	92.58%	12th
Region III	CABANATUAN CITY	2,196	2,027	92.30%	13th
Region VII	Siquijor	1,240	1,144	92.26%	14th
Region V	Catanduanes	4,402	4,012	91.14%	15th
Region IV-A	Lucena	2,012	1,828	90.85%	16th
Region II	SANTIAGO CITY	1,244	1,125	90.43%	17th
Region VII	Danao City	1,715	1,542	89.91%	18th
CARAGA	Dinagat Islands	1,803	1,616	89.63%	19th
Region VII	Guihulngan City	1,366	1,224	89.60%	20th
Region IV-A	Batangas	16,223	14,238	87.76%	21st
Region IV-A	Laguna	10,947	9,598	87.68%	22nd
Region I	ILOCOS NORTE	4,774	4,331	87.32%	23rd
MIMAROPA	Oriental Mindoro	8,436	7,366	87.32%	24th
Region VI	Kabankalan City	2,205	1,920	87.07%	25th



6. The table below shows another set of SDOs ranked from highest to lowest number (86.92% to 77.63%) of submissions validated by HR units (26th - 56th).

Region	Division	Positions	Validated by HR Units	% of Validated by HR Units	Rank
Region VII	Bogo City	826	718	86.92%	26th
Region IV-A	Cavite	13,165	11,428	86.81%	27th
Region VII	Bohol	15,165	13,104	86.41%	28th
Region X	Ozamis City	1,565	1,352	86.39%	29th
Region IX	Zamboanga del Sur	10,683	9,194	86.06%	30th
Region VIII	Maasin City	1,052	905	86.03%	31st
Region I	DAGUPAN CITY	1,621	1,442	85.94%	32nd
Region IV-A	Tayabas City	893	765	85.67%	33rd
Region II	TUGUEGARO CITY	1,495	1,273	85.15%	34th
Region VIII	Leyte	17,864	15,177	84.96%	35th
Region V	Legazpi City	1,992	1,691	84.89%	36th
Region I	URDANETA CITY	1,583	1,381	84.78%	37th
Region VII	Bais City	1,113	938	84.28%	38th
Region XI	PANABO CITY	1,877	1,568	83.54%	39th
Region VII	City of Naga	1,250	1,042	83.36%	40th
CARAGA	Tandag City	740	611	82.57%	41st
CARAGA	Surigao Del Sur	6,330	5,200	82.15%	42nd
Region IX	Isabela City	1,630	1,334	81.84%	43rd
Region III	BALANGA CITY	1,013	822	81.15%	44th
Region V	Albay	11,067	8,893	80.36%	45th
Region VI	Aklan	6,506	5,144	79.07%	46th
Region VII	Lapu-lapu City	3,692	2,917	79.01%	47th
Region V	Masbate	11,871	9,338	78.66%	48th
NCR	Pasay City	2,737	2,145	78.37%	49th
Region XI	MATI CITY	1,956	1,532	78.32%	50th
Region XI	TAGUM CITY	2,421	1,884	77.82%	51st
Region VII	Cebu City	7,125	5,539	77.74%	52nd
Region VII	Negros Oriental	9,321	7,246	77.74%	53rd
Region V	Camarines Sur	20,750	16,122	77.70%	54th
Region XI	Davao de Oro	8,219	6,385	77.69%	55th
Region I	LAOAG CITY	1,158	937	77.63%	56th



7. The table below shows another set of SDOs ranked from highest to lowest number (77.30% to 67.76%) of submissions validated by HR units (57th – 84th).

Region	Division	Positions	Validated by HR Units	% of Validated by HR Units	Rank
Region VII	Mandaue City	2,630	2,033	77.30%	57th
Region IX	Pagadian City	2,061	1,589	77.10%	58th
CARAGA	Agusan Del Norte Division	3,708	2,835	76.46%	59th
Region I	PANGASINAN I	14,384	11,335	76.01%	60th
CARAGA	Butuan City	3,975	3,021	76.00%	61st
Region VIII	Samar	8,304	6,246	75.22%	62nd
Region XI	Digos City	1,695	1,273	75.10%	63rd
Region VII	Toledo City	2,122	1,576	74.27%	64th
Region VIII	Ormoc City	2,398	1,780	74.23%	65th
Region X	Misamis Occidental	3,956	2,935	74.19%	66th
Region V	Masbate City	1,374	1,004	73.07%	67th
Region III	ANGELES CITY	3,363	2,453	72.94%	68th
Region I	SAN FERNANDO CITY	956	714	72.71%	69th
Region VIII	Tacloban City	2,514	1,822	72.47%	70th
Region X	Lanao del Norte	6,027	4,368	72.47%	71st
Region VII	Talisay City	1,982	1,427	72.00%	72nd
Region XI	IGACOS	1,301	930	71.48%	73rd
NCR	SAN JUAN CITY	579	412	71.16%	74th
Region III	SAN FERNANDO CITY	2,585	1,830	70.79%	75th
Region V	Camarines Norte	6,962	4,914	70.58%	76th
Region X	Gingog City	1,735	1,224	70.55%	77th
Region IV-A	Quezon	19,022	13,307	69.96%	78th
CARAGA	Cabadbaran City	794	553	69.65%	79th
CAR	Mt. Province	2771	1,924	69.43%	80th
Region VI	Antique	7,377	5,030	68.18%	81st
Region IV-A	Cavite City	1,033	703	68.05%	82nd
Region X	Iligan City	3,579	2,429	67.87%	83rd
Region II	CITY OF ILAGAN	1,743	1,181	67.76%	84th



8. The table below shows another set of SDOs ranked from highest to lowest number (67.71% to 58.24%) of submissions validated by HR units (85th – 112th).

Region	Division	Positions	Validated by HR Units	% of Validated by HR Units	Rank
Region IV-A	Bacoor City	2,821	1,910	67.71%	85th
CAR	Benguet City	4655	3,140	67.45%	86th
Region V	Tabaco City	1,848	1,246	67.42%	87th
Region I	LA UNION	6,867	4,715	67.06%	88th
Region IX	Zamboanga Sibugay	7,739	5,183	66.97%	89th
NCR	PARANAQUE CITY	3,860	2581	66.87%	90th
Region XI	Davao Occidental	3,663	2,443	66.69%	91st
Region XII	Kidapawan City	1,740	1,151	66.15%	92nd
Region VII	Cebu Province	24,689	16,245	65.80%	93rd
Region V	Ligao City	1,563	1,010	64.62%	94th
NCR	CALOOCAN CITY	10,057	6,485	64.48%	95th
CAR	Abra	3,136	2,004	63.90%	96th
Region II	ISABELA	13,270	8,475	63.87%	97th
CARAGA	Bislig City	1,221	779	63.80%	98th
MIMAROPA	Puerto Princesa City	2,830	1,799	63.57%	99th
NCR	Muntinlupa City	2,968	1883	63.44%	100th
Region XI	Davao City	13,584	8,592	63.25%	101st
Region IV-A	Antipolo City	5,946	3,755	63.15%	102nd
Region VI	Iloilo	21,889	13,663	62.42%	103rd
Region IV-A	Imus City	2,549	1,568	61.51%	104th
NCR	Pasig	5257	3,222	61.29%	105th
Region VII	Dumaguete City	1,049	625	59.58%	106th
Region I	SAN CARLOS CITY	2,162	1,308	59.37%	107th
Region VIII	Eastern Samar	6,134	3,634	59.24%	108th
Region III	AURORA	2,861	1,693	59.18%	109th
CAR	Tabuk City	1514	896	59.18%	110th
NCR	MALABON CITY	2,912	1710	58.72%	111th
Region II	BATANES	625	364	58.24%	112th



9. The table below shows another set of SDOs ranked from highest to lowest number (58.12% to 48.48%) of submissions validated by HR units (113th – 141st).

Region	Division	Positions	Validated by HR Units	% of Validated by HR Units	Rank
Region X	Tangub City	955	555	58.12%	113th
Region VI	Passi City	1,035	599	57.87%	114th
Region IV-A	Gen Trias City	2,135	1,235	57.85%	115th
Region VI	Capiz	7,718	4,443	57.57%	116th
Region VII	Tagbilaran City	1,011	579	57.27%	117th
Region XI	Davao del Sur	5,114	2,894	56.59%	118th
CARAGA	Surigao Del Norte	3,318	1,864	56.18%	119th
Region V	Naga City	2,074	1,162	56.03%	120th
CARAGA	Surigao City	1,620	904	55.80%	121st
Region XII	Sultan Kudarat	7,094	3,952	55.71%	122nd
Region VIII	Calbayog City	2,559	1,398	54.63%	123rd
CAR	Apayao	1,858	1014	54.57%	124th
Region VII	Bayawan City	1,875	1,021	54.45%	125th
Region XI	Davao del Norte	5,138	2,786	54.22%	126th
NCR	NAVOTAS CITY	1,915	1,022	53.37%	127th
Region VI	Escalante City	1,100	578	52.55%	128th
CARAGA	Siargao Islands	1,906	1,001	52.52%	129th
Region XII	Cotabato	12,557	6,511	51.85%	130th
NCR	Valenzuela City	4910	2,535	51.63%	131st
Region VIII	Southern Leyte	4,475	2,310	51.62%	132nd
Region IX	Zamboanga del Norte	10,653	5,403	50.72%	133rd
Region IX	Zamboanga City	8,366	4,235	50.62%	134th
Region II	CAGAYAN	12,177	6,160	50.59%	135th
Region III	BULACAN	17,981	9,003	50.07%	136th
Region XII	Tacurong City	995	493	49.55%	137th
Region III	MALOLOS CITY	1,967	971	49.36%	138th
Region XI	Davao Oriental	5,277	2,600	49.27%	139th
Region VII	Carcar City	1,376	670	48.69%	140th
NCR	TAGUIG AND PATEROS	5489	2,661	48.48%	141st



10. The table below shows another set of SDOs ranked from highest to lowest number (48.20% to 30.40%) of submissions validated by HR units (142nd – 169th).

Region	Division	Positions	Validated by HR Units	% of Validated by HR Units	Rank
Region II	QUIRINO	2,604	1,255	48.20%	142nd
Region III	MEYCAUAYAN CITY	1,257	598	47.57%	143rd
MIMAROPA	Palawan	12,057	5,589	46.35%	144th
Region VIII	Baybay City	1,403	632	45.05%	145th
Region VI	Negros Occidental	13,697	6,083	44.41%	146th
Region VI	Silay City	1,334	581	43.55%	147th
Region VI	Guimaras	2,085	903	43.31%	148th
NCR	Quezon City	17150	7,367	42.96%	149th
Region IX	Dipolog City	1,539	639	41.52%	150th
Region II	CAUYAN CITY	1,453	600	41.29%	151st
Region X	Misamis Oriental	8,454	3,462	40.95%	152nd
CARAGA	Agusan Del Sur	8,207	3,319	40.44%	153rd
Region IV-A	Batangas city	2,759	1,067	38.67%	154th
Region XII	Sarangani	6,877	2,626	38.19%	155th
NCR	MANDALUYONG CITY	2,471	929	37.60%	156th
Region VIII	Biliran	2,626	960	36.56%	157th
Region III	BATAAN	6,205	2,251	36.28%	158th
Region II	NUEVA VIZCAYA	5,245	1,821	34.72%	159th
Region X	Bukidnon	11,413	3,930	34.43%	160th
Region V	Sorsogon	8,813	3,014	34.20%	161st
CAR	Kalinga	1786	608	34.04%	162nd
Region VI	Iloilo City	3,304	1,118	33.84%	163rd
NCR	MAKATI CITY	3,527	1181	33.48%	164th
Region VIII	Borongan City	1,019	338	33.17%	165th
Region VI	La Carlota City	940	306	32.55%	166th
Region IV-A	Binan City	2,381	771	32.38%	167th
Region VI	Roxas City	1,474	471	31.95%	168th
Region VI	Himamaylan City	1,273	387	30.40%	169th



11. The table below shows another set of SDOs ranked from highest to lowest number (28.04% to 5.11%) of submissions validated by HR units (170th – 197th).

Region	Division	Positions	Validated by HR Units	% of Validated by HR Units	Rank
Region IX	Dapitan City	1,077	302	28.04%	170th
NCR	MANILA CITY	14,270	3927	27.52%	171st
Region VI	Sipalay City	1,085	298	27.47%	172nd
NCR	LAS PINAS CITY	4,081	1050	25.73%	173rd
Region VI	Bago City	1,771	446	25.18%	174th
Region X	Oroquieta City	1,053	264	25.07%	175th
Region VIII	Catbalogan City	1,415	353	24.95%	176th
MIMAROPA	Romblon	4,430	1,067	24.09%	177th
Region IV-A	Dasmariñas City	4,509	1,077	23.89%	178th
Region X	Cagayan de Oro City	5,349	1,215	22.71%	179th
Region IV-A	Sta Rosa City	2,209	496	22.45%	180th
NCR	Marikina City	3,229	722	22.36%	181st
Region X	Camiguin	1,283	286	22.29%	182nd
MIMAROPA	Calapan City	1,524	332	21.78%	183rd
Region VI	Sagay City	1,786	385	21.56%	184th
CAR	Baguio City	2,578	554	21.49%	185th
Region III	TARLAC CITY	10,691	2,209	20.66%	186th
Region VI	Bacolod City	4,265	853	20.00%	187th
Region XII	Koronadal City	1,773	352	19.85%	188th
MIMAROPA	Occidental Mindoro	6,222	1,233	19.82%	189th
Region X	Valencia City	1,982	363	18.31%	190th
Region XII	South Cotabato	8,094	1,291	15.95%	191st
Region III	SAN JOSE DEL MONTE CITY	4,342	557	12.83%	192nd
Region X	Malaybalay City	2,234	282	12.62%	193rd
Region VI	San Carlos City	1,466	152	10.37%	194th
Region I	BATAK CITY	538	55	10.00%	195th
CAR	Ifugao	2691	171	6.35%	196th
MIMAROPA	Marinduque	3,209	164	5.11%	197th



12. The table below shows SDOs with and without the percentage validated by HR units (198th – 224th).

Region	Division	Positions	Validated by HR Units	% of Validated by HR Units	Rank
Region III	GAPAN CITY	1,281	34	2.65%	198th
Region X	El Salvador	531	4	0.75%	199th
Region VIII	Northern Samar	9,440	60	0.64%	200th
Region III	PAMPANGA	14,483	49	0.34%	201st
Region VI	Cadiz City	1,801	5	0.28%	202nd
Region V	Sorsogon City	2,102	1	0.05%	203rd
Region I	PANGASINAN II	11,695	5	0.04%	204th
Region III	MABALACAT CITY	2,049	0	0.00%	205th
Region III	MUNOZ SCIENCE CITY	960	0	0.00%	206th
Region III	NUEVA ECIJA	14,720	0	0.00%	207th
Region III	OLONGAPO CITY	2,151	0	0.00%	208th
Region III	SAN JOSE CITY	1,298	0	0.00%	209th
Region III	TARLAC PROVINCE	2,618	0	0.00%	210th
Region III	ZAMBALES	6,353	0	0.00%	211th
Region IV-A	San Pablo City	2,335	0	0.00%	212th
Region XII	General Santos	5,533	0	0.00%	213th
BARMM	Lanao Del Sur	0	1837	0	214th
BARMM	Lanao Del Sur2	0	815	0	215th
BARMM	Marawi City	0	747	0	216th
BARMM	Maguindanao 1	0	1251	0	217th
BARMM	Maguindanao 2	0	2348	0	218th
BARMM	Cotabato City	0	814	0	219th
BARMM	Basilan Division	0	1477	0	220th
BARMM	Lamitan City	0	492	0	221st
BARMM	Sulu	0	44	0	222nd
BARMM	Tawi - Tawi	0	0	0	223rd
BARMM	SGA	0	0	0	224th



13. The table below shows the breakdown of Central Office applications submitted to DICT. There was a total of 683 submissions as of 23 December 2021.

Batch 2 to 4: Applications forwarded to DICT

Bureau/Service/Office	Applications Forwarded to DICT	No. of Personnel
Office of the Secretary	13	339
Office of the Undersecretary and Chief of Staff		
Public Affairs Service (PAS)		71
Office of the Director (PAS-OD)	3	
Communications Division (PAS-CD)	13	
Publications Division (PAS-PD)	7	
Internal Audit Service (IAS)		17
Office of the Director (IAS-OD)	7	
Management Audit Division (IAS-MAD)	5	
Operations Audit Division (IAS-OAD)	5	
International Cooperation Office (ICO)	0	9
National Educators' Academy of the Philippines (NEAP)		67
Office of the Director (NEAP-OD)	12	
Professional Development Division (NEAP-PDD)	15	
Quality Assurance Division (NEAP-QAD)	5	
Curriculum and Instruction		
Office of the Undersecretary of Curriculum and Instruction	0	
Office of the Assistant Secretary of Curriculum and Instruction	1	
Bureau of Curriculum Development (BCD)		71
Office of the Director (BCD-OD)	2	
Curriculum Standards Development Division (BCD-CSDD)	0	
Special Curricular Programs Division (BCD-SCPD)	0	



Bureau of Learning Delivery (BLD)		99
Office of the Director (BLD-OD)	4	
Teaching and Learning Division(BLD-TLD)	15	
Student Inclusion Division (BLD-SID)	20	
Bureau of Education Assessment (BEA)		42
Office of the Director (BEA-OD)	6	
Education Assessment Division (BEA-EAD)	2	
Education Research Division (BEA-ERD)	7	
Bureau of Learning Resources (BLR)		93
Bureau of Learning - Cebu	20	
Office of the Director (BLR-OD)	7	
Learning Resources Production Division (BLR-LRPD)	19	
Learning Resources Quality Assurance Division (BLR-LRQAD)	15	
Teacher Education Council Secretariat (TECS)	2	7
Literacy Coordinating Council Secretariat (LCCS)	5	11
Indigenous Peoples Education Office (IPsEO)	1	
Planning Service		
Undersecretary of Planning and Bureau of Human Resources and Organizational Development	10	
Planning Service (PS)		66
Office of the Director (PS-OD)	4	
Educational Management Information System Division (PS-EMISD)	15	
Planning and Programming Division (PS-PPD)	5	
Policy Research and Development Division (PS-PRDD)	10	
Bureau of Human Resource and Organizational Development		
Bureau of Human Resource and Organizational Development (BHROD)		95
Office of the Director (BHROD-OD)	0	
Employee Welfare Division (BHROD-EWD)	3	



Human Resource Development Division (BHROD-HRDD)	5	
Organization Effectiveness Division (BHROD-OED)	1	
Personnel Division (BHROD-PD)	3	
School Effectiveness Division (BHROD-SED)	0	
Alternative Learning System (ALS) Program and Task Force		
Assistant Secretary of Alternative Learning System (ALS) Program and Task Force		
Office of the Director (ALS-OD)	8	
Finance		
Office of the Undersecretary for Finance Service	15	
Office of the Assistant Secretary for Finance Service	7	
Finance Service (FS)		144
Office of the Director (FS-OD)	2	
Accounting Division (FS-AD)	70	
Budget Division (FS-BD)	24	
Employee Accounts Management Division (FS-EAMD)	0	
Education Programs Delivery Unit (EPDU)	0	
Administration		
Office of the Undersecretary for Administration	1	
Administrative Service (AS)		527
Office of the Director (AS-OD)	1	
Asset Management Division (AS-AMD)	1	
Cash Division (AS-CD)	1	
Education Facilities Division (AS-EFD)	43	
General Services Division (AS-GSD)	0	
Records Division (AS-RD)	18	



Information and Communications Technology Service (ICTS)		92
Office of the Director (ICTS-OD)	9	
Solutions Development Division (ICTS-SDD)	13	
Technology Infrastructure Division (ICTS-TID)	14	
User Support Division (ICTS-USD)	17	
Bureau of Learner Support Services (BLSS)		73
Office of the Director (BLSS-OD)	6	
School Health Division (BLSS-SHD)	17	
School Sports Division (BLSS-SSD)	7	
Youth Formation Division (BLSS-YFD)	14	
Disaster Risk Reduction and Management Service (DRRMS)	29	36
Baguio Teachers Camp (BTC)	0	
Central Security and Safety Office (CSSO)	4	
Procurement and Administration		
Office of the Assistant Secretary for the Procurement and Administration (OASPA)	20	
Procurement Management Service (ProcMS)		70
Office of the Director (ProcMS-OD)	10	
Contract Management Division (ProcMS-CMD)	1	
Procurement Planning and Management Division (ProcMS-PPMD)	0	
Bids and Awards Committee Secretariat Division (ProcMS-BACSD)	2	
Legal Affairs		
Office of the Undersecretary for Legal Affairs	3	
Office of the Assistant Secretary for Legal Affairs	0	
Legal Service (LS)		43
Office of the Director (LS-OD)	2	
Investigation Division (LS-ID)	8	
Legal Division (LS-LD)	8	



Sites Titling Office (STO)	1	
Legislative Affairs		
Office of the Undersecretary for Legislative Affairs		
Legislative Liaison Office (LLO)	0	
External Partnerships Service (EPS)	8	27
Project Management Service (PMS)		48
Office of the Director (PMS-OD)	4	
Project Development Division (PMS-PDD)	14	
Project Management Division (PMS-PMD)	13	
Field Operations, Palarong Pambansa Secretariat, DEACO		
Undersecretary for Field Operations, Palarong Pambansa Secretariat, DEACO	1	
Field Operations and National Academy of Sports		
Assistant Secretary for Field Operations and National Academy of Sports	0	
TOTAL	683	2047

* It was also observed that as of 06 September 2021, **BCD and ICO** have not yet provided the assigned PNPKI Focal Person. Refer to **OUA Memo 00-0921-0067** titled *Registration for PNPKI Digital Certificate through the Learning Management System for Central Office Personnel* for the request for the assignment of a focal person to ensure that all personnel within their Bureau/Service/Office/Unit are informed and oriented to apply.



OUAD00-1221-0 150
To authenticate this document,
please scan the QR Code.

